

Release 12 E-Business Suite

Multi-Org Access Control

New and Changed Features for Multi-Org Access

- **Multi-Org Access Control**
- **Multi-Org Preferences**
- **Enhanced Multi-Org Reporting**

Multi-Org Access Control Agenda

- **Introduction**
 - Description
 - Benefits
- **Setup and Process**
 - How to set up the feature
- **Dependencies and Interactions**
- **Summary**


Multi-Org Access Control Description

MOAC

- **Access multiple operating units from a single application responsibility**
- **Enable shared services while maintaining operating unit security**

Multi-Org Access Control Description

**Perform tasks for multiple operating units without
changing responsibilities**



Tasks

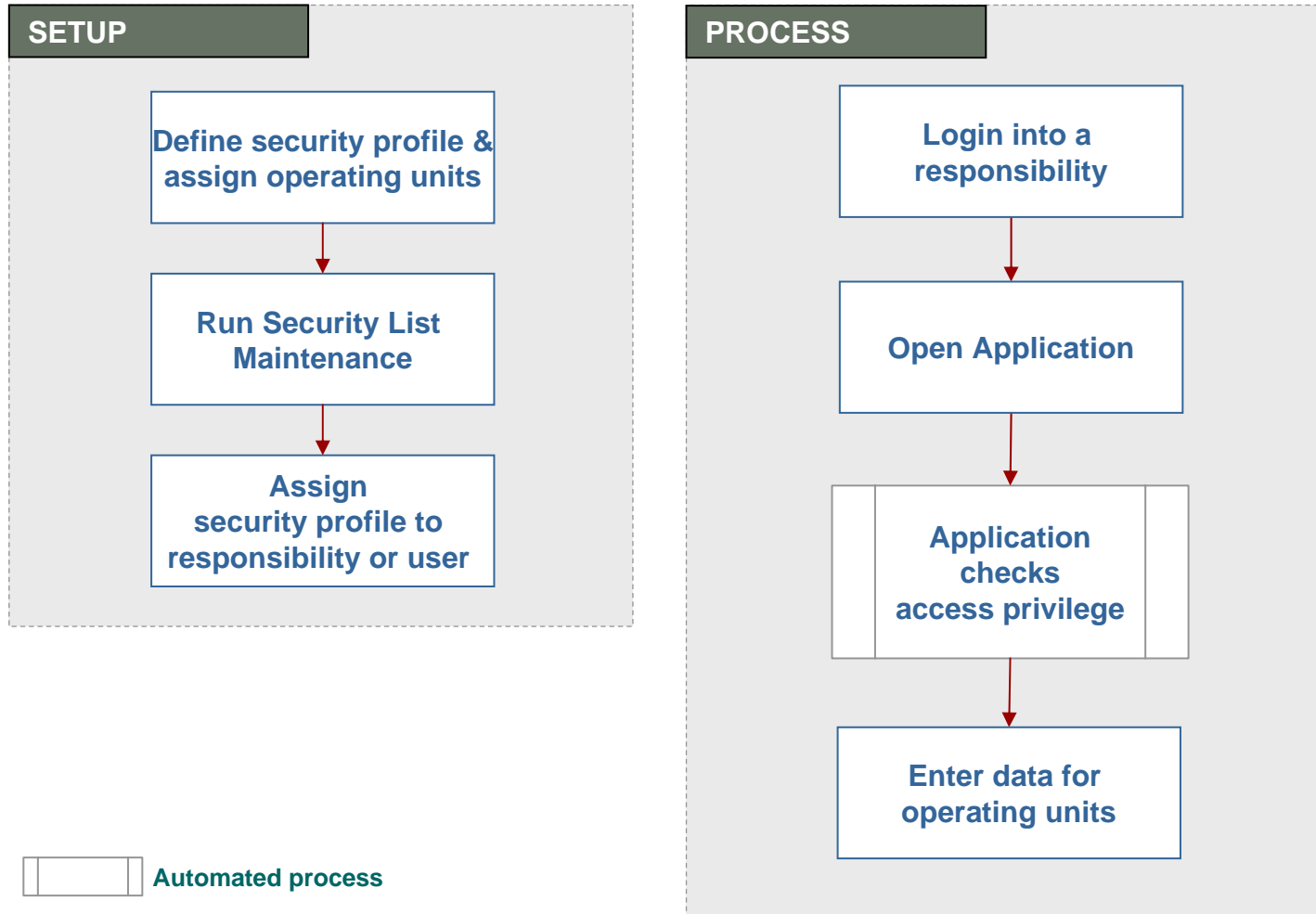
- **Enter Payables Invoices**
- **View Consolidated Requisitions**
- **Collections**
- **Receiving & Drop Ship**

Multi-Org Access Control Benefits

- **Improve efficiency**
 - Easily access data from different operating units
 - Improve Shared Services operations
- **Provide more information for decision making**
 - Global consolidated view of data across operating units
- **Reduce Costs**
 - Cut down processing time

Setup and Process

Multi-Org Access Control Setup and Process



Multi-Org Access Control Setup – Create Operating Unit

ORACLE Accounting Setup Manager

Return to Portal Logout Preferences Help

Accounting Setups Legal Entities

Accounting Setups > Accounting Options: Vision Operations (USA)

Operating Units: Vision Operations (USA)

Open Organization Form Return to Accounting Options

Search

Search Operating Unit Name Go

Add Operating Unit

Operating Unit Name	Operating Unit Short Code	Business Group	Default Legal Context
Vision Credit Services	1234	Vision Corporation	Vision Corporation Inc
Vision Hi-Tech	5678	Vision Corporation	Vision Corporation Inc

Open Organization Form Return to Accounting Options

Accounting Setups | Legal Entities | Return to Portal | Logout | Preferences | Help

Copyright Oracle 2004 Privacy Statement

- Financials Accounting Setup Manager

OR

Organization

Name Vision Enterprise Type Company

Dates From 02-DEC-2004 To

Location New York City Internal or External Internal

Location Address 405 Lexington Avenue...New York.NY.10174.New York.United States.....

Internal Address

Organization Classifications

Name

Operating Unit

Enabled

Others

- HRMS Organization Form

Multi-Org Access Control Setup – Define Security Profile

Name: **Global Computers**

View Employees: **All**

View Contingent Workers: **All**

View Applicants: **All**

View Contacts: **All**

View Candidates: **All**

View All Records

Allow Granted Users

Restrict on Individual Assignments

Organization Security | Supervisor Security | Miscellaneous Security | Custom Security | Static Lists

Security Type: **Secure organizations by organization hierarchy and/or organization list**

Organization Hierarchy:

Specify Top Organization:

Use the Organization on the User's Assignment(s) as the Top Organization

Include Top Organization Exclude Business Groups

Classification	Organization Name	Include	Exclude
Operating Unit	Vision Operations	<input type="radio"/>	<input type="radio"/>
Operating Unit	Vision Communications (USA)	<input type="radio"/>	<input type="radio"/>
		<input type="radio"/>	<input type="radio"/>
		<input type="radio"/>	<input type="radio"/>

Select Operating Unit classification

Multi-Org Access Control Setup – Run System List Maintenance

Submit Request

Run this Request...

Copy...

Name: **Security List Maintenance**

Operating Unit:

Parameters: **:One Named Security Profile::SSC many BGs:Current and Terminated people**

Language: **American English**

Language Settings... Debug Options

At these Times...

Run the Job: **As Soon as Possible** Schedule...

Upon Completion...

Save all Output Files

Layout:

Notify:

Print to: **noprint** Options...

Help (C) Submit Cancel

Multi-Org Access Control Setup – Set Profile Options

Profile Value	Description
MO: Security Profile	Identify the list of operating units that the user can access
MO: Default Operating Unit	Identify the default operating unit for the user when accessing an application
MO: Operating Unit	R11i profile option that will be maintained for those products and customers not leveraging Multiple Organizations.

Dependencies and Interactions

Multi-Org Access Control Dependencies and Interactions

- **Oracle HRMS**
 - Define operating units
 - Set up Multi-Org Security Profiles
- **Oracle E-Business Suite Products**
 - Take advantage of the benefits of Multi-Org Access Control

Multi-Org Access Control Dependencies and Interactions

Product Name	Leveraging Multi-Org Access Control feature
Payables	Reduce processing time with the ability to enter invoices for multiple operating units without switching responsibilities. Reduce processing cost with the ability to pay invoices for multiple operating units in a single pay run.
Receivables	Provide global information for decision making purposes with new cross-org reports.
Purchasing	Ability to negotiate discounts armed with consolidated requisition demands.
Collections	Global collections agency with consolidated view of customer accounts and collection tasks for multiple operating units.
Accounting Setup Manager	Create ledgers and operating units through the Accounting Setup Manager

Summary

Multi-Org Access Control Summary

- **Access multiple operating units within a single application responsibility**
- **Perform tasks for and across multiple operating units**
 - Enter transactions
 - Process data
 - View information
 - Run reports
- **Increase effectiveness of Shared Service Centers**

Benefits

- Improve accessibility
- Increase information for decision making
- Reduce costs

Multi-Org Preferences Agenda

- **Introduction**
 - Description
 - Benefits
- **Setup and Process**
 - How to set up the feature
- **Dependencies and Interactions**
- **Summary**

Multi-Org Preferences Description

Multi-Org Preferences

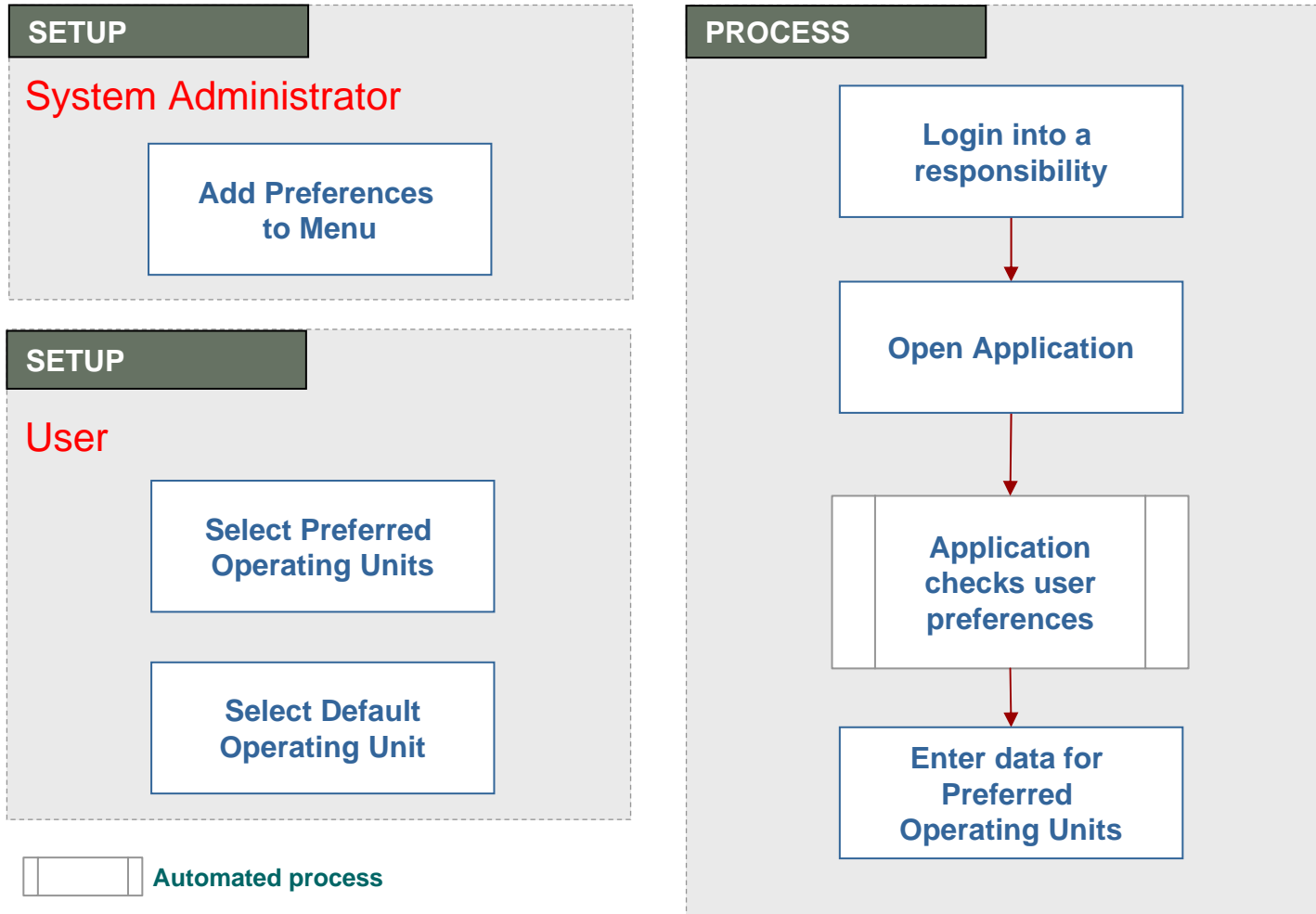
- **User Level Preferences**
- **Identify subset of operating units to access**
- **Set default Operating Unit**

Multi-Org Preferences Benefits

- **Increase Efficiency**
 - Save key strokes with default operating unit
 - Limit values to operating units you use most
- **User Level Control**
- **Reduce cost**
 - Perform processes quicker

Setup and Process

Multi-Org Preferences Setup and Process



Multi-Org Preferences Setup – Add to SubMenu

The screenshot shows two overlapping Oracle application windows. The background window is titled "Menus" and displays the configuration for a menu named "AP_SETUP_OPTIONS_GUI12". The menu type is "Standard" and the description is "AP Setup Options Menu". Below the header information is a table listing menu items:

Seq	Prompt	Submenu	Function	Description	Grant
1	Financials Optio		Financials Options	Define Financials Options	<input checked="" type="checkbox"/>
2	Payables System		Payables System Setup	Define Payables System Setup	<input checked="" type="checkbox"/>
3	Payables Optior		Payables Options	Define Payables Options	<input checked="" type="checkbox"/>
4			JG Global Flexfield ena	Global Flexfield Enable Function	<input checked="" type="checkbox"/>
5	User Operating I		User Preferences	User Operating Unit Preferences	<input checked="" type="checkbox"/>

The foreground window is titled "Functions" and contains a search field with the text "Find %". Below the search field is a list of functions with columns for "User Function Name", "Function Name", and "Descript". The function "User Preferences" with the internal name "FNDMOPREFS" is highlighted in blue. At the bottom of the "Functions" window are buttons for "Find", "OK", and "Cancel".

Multi-Org Preferences Setup – Set Preferences

ORACLE

Diagnostics Preferences Personalize Page Close Window

Logged In As OPERATIONS

Multi-Org Preferences

User Name **OPERATIONS**
 Responsibility Name **Payables, Vision Operations (USA)**
 Security Profile **Global Vision**

[Personalize "Default Operating Unit"](#)

Default Operating Unit

If you do not select a default operating unit, then the default operating unit set at the Responsibility level will be used.

Responsibility Level Default Operating Unit
 User Level Default Operating Unit

[Personalize "Preferred Operating Units"](#)

Preferred Operating Units

If you have no preferences or do not make a selection, then all your operating units will be accessible.

[Personalize "Search"](#)

Search

* Search Operating Unit Name

[Personalize Table: \(ResultsTable\)](#)

Select Operating Unit: 1-10

[Select All](#) | [Select None](#)

Select	Operating Unit ^	Preferred	Business Group	Ledger
<input type="checkbox"/>	12345OU1		Vision Corporation	1p1
<input checked="" type="checkbox"/>	810-Australasia Lic (Korn)-480		RFII DBI Org	DBIJAPAN

Summary

Multi-Org Preferences Summary

Multi-Org Preferences

- Identify preferred operating units
- Set a default operating unit

Benefits

- Increases efficiency of Shared Service Centers
- User Level Control
- Reduce Costs

Enhanced Multi-Org Reporting Agenda

- **Introduction**
 - Description
 - Benefits
- **Setup and Process**
 - How to use the feature
- **Dependencies and Interactions**
- **Summary**

Enhanced Multi-Org Reporting Description

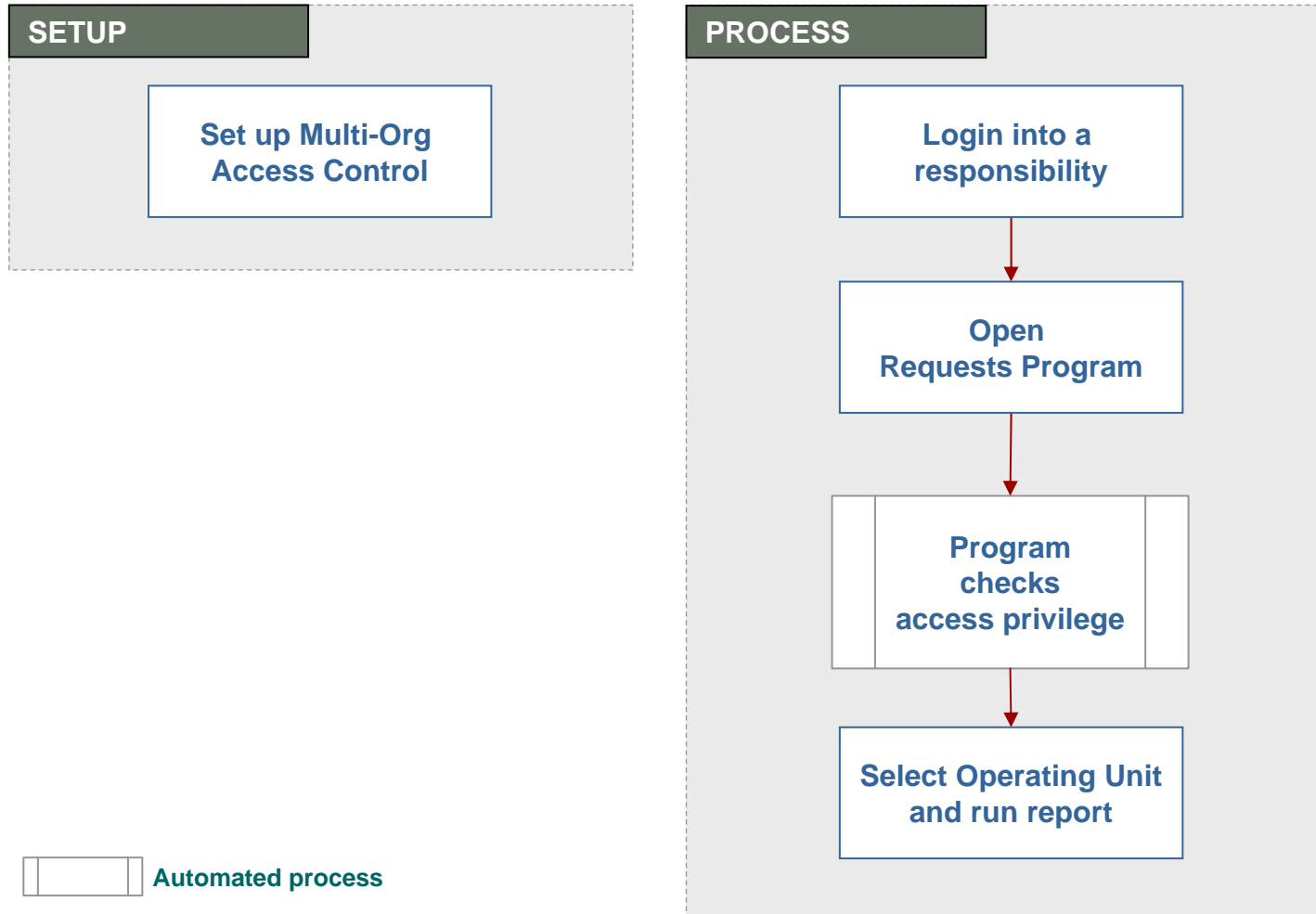
- **Run reports for multiple operating units from a single responsibility**

Enhanced Multi-Org Reporting Benefits

- **Reduce processing time**
- **Improve efficiency**
 - **Run reports for multiple operating units without switching responsibilities**

Setup and Process

Enhanced Multi-Org Reporting Setup and Process



Enhanced Multi-Org Reporting Process – Run Report

The screenshot shows the 'Submit Request' dialog box in Oracle. The main window has a title bar 'Menus' and a subtitle 'Submit Request'. It is divided into three sections: 'Run this Request...', 'At these Times...', and 'Upon Completion...'. The 'Run this Request...' section contains fields for Name, Operating Unit, Parameters, and Language. The 'At these Times...' section has a 'Run the Job' dropdown set to 'As Soon as Possible'. The 'Upon Completion...' section has a checked 'Save all Output Files' checkbox and fields for Layout, Notify, and Print to (set to 'noprint'). A 'Reports' search dialog is overlaid on the 'Operating Unit' field, showing a search for 'Vision%' and a list of results including 'Vision ADB', 'Vision Accrual - Offset (AC)', 'Vision Accrual - Offset (BS)', 'Vision Approvals', 'Vision Argentina', and 'Vision Australia'. The 'Reports' dialog has 'Find', 'OK', and 'Cancel' buttons. The main dialog has 'Help (C)', 'Submit', and 'Cancel' buttons at the bottom.

Run this Request...

Name: **Supplier Balance Revaluation Report**

Operating Unit: [Empty]

Parameters: [Empty]

Language: **American English**

At these Times...

Run the Job: **As Soon as Possible**

Upon Completion...

Save all Output Files

Layout: [Empty]

Notify: [Empty]

Print to: **noprint**

Reports

Find: Vision%

- Operating Unit
- Vision ADB**
- Vision Accrual - Offset (AC)
- Vision Accrual - Offset (BS)
- Vision Approvals
- Vision Argentina
- Vision Australia
- Vision Belgium

Buttons: Find, OK, Cancel

Main Dialog Buttons: Help (C), Submit, Cancel

Summary

Enhanced Multi-Org Reporting Summary

- Run reports for multiple operating units from a single responsibility

Benefits

- Reduce processing time
- Increase efficiency

Additional Resources For Customers and Partners

- For More Information about our Products
 - <http://www.oracle.com/products/>
- For More Information about Education
 - <http://www.oracle.com/education/index.html>
- For More Information about Support
 - <http://www.oracle.com/support/>
- For Metalink Information:
 - <http://metalink.oracle.com/>
- Oracle Product Documentation:
 - <http://www.oracle.com/technology/documentation/applications.html>
- About Document (provide MetaLink ID)

Q&A

Thank You

ORACLE®

ORACLE®